

IPU RESEARCH NOTE

MICHIGAN STATE UNIVERSITY ■ INSTITUTE OF PUBLIC UTILITIES REGULATORY RESEARCH AND EDUCATION

2009 WATER SURVEY RESULTS - PRELIMINARY

© JANICE A. BEECHER, PH.D.


NOVEMBER 2009 ■ ipu.msu.edu

This research note summarizes a comprehensive state survey on economic regulation of the water sector for 2009, replicating prior surveys for comparative purposes. Forty-five commissions have jurisdiction for water utilities; Georgia, Michigan, Minnesota, North Dakota, South Dakota, and Washington, D.C. do not. As of November 2009, forty-one of the surveyed forty-five states have responded to the Institute's survey. Totals reported here exclude states with missing data (Delaware, New Mexico, North Carolina, and Rhode Island).

Preliminary results are reported in seven exhibits:

- Exhibit 1: Commission regulated water, wastewater, and combined water/wastewater utilities
- Exhibit 2: Scope of commission jurisdiction for water utilities
- Exhibit 3: Scope of commission authority for water utilities
- Exhibit 4: Scope of commission policy for water utilities
- Exhibit 5: Commission full-time equivalent commission water staff
- Exhibit 5: Percentage of EPA water systems regulated by the commission (2009)
- Exhibit 7: Change in regulated water utilities by state: 1989-2009

Exhibit 1: Commission regulated water, wastewater, and combined water/wastewater utilities¹



¹ Totals exclude jurisdictions with missing data (Delaware, New Mexico, North Carolina, and Rhode Island).

Exhibit 2: Scope of commission jurisdiction for water utilities




Exhibit 3: Scope of commission authority for water utilities




Exhibit 4: Scope of commission policy for water utilities




Exhibit 5: Commission full-time equivalent commission water staff






Exhibit 6: Percentage of EPA water systems regulated by the commission (2009)²



² The total number of regulated systems was estimated by summing the total number of investor-owned systems with all other regulated utilities. Some investor-owned utilities account for multiple water systems.

Exhibit 7: Change in regulated water utilities by state: 1989-2009³



³ The total number of regulated utilities was estimated by summing the total number of investor-owned utilities with all other regulated utilities.

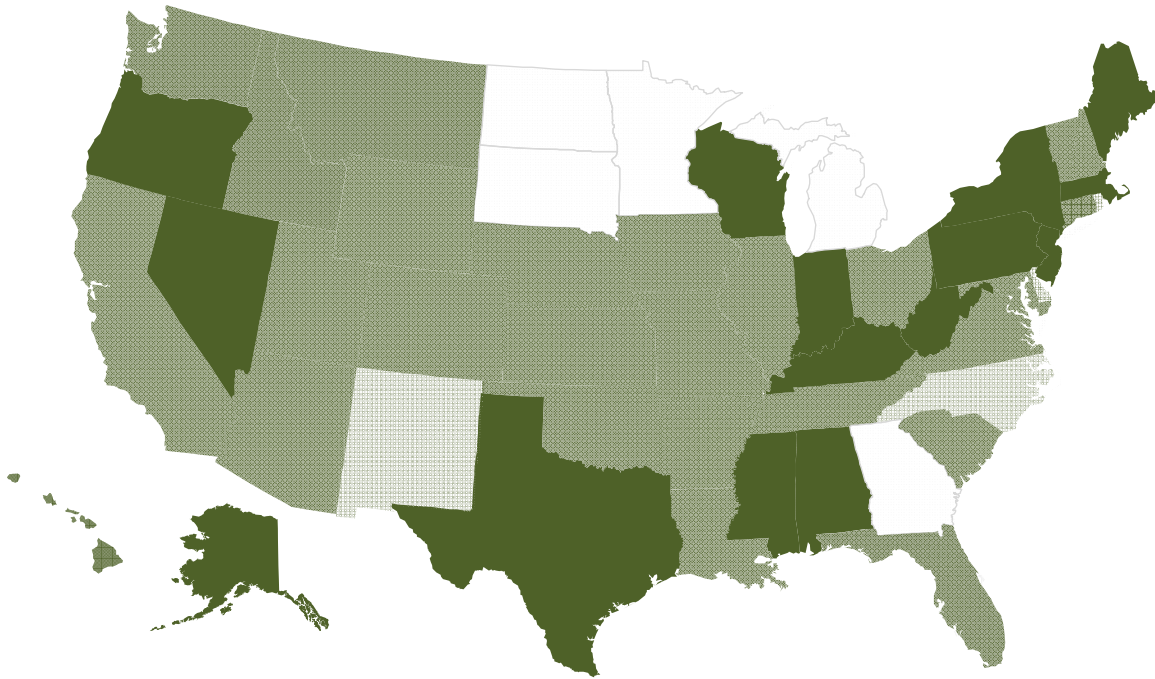


Exhibit 8. Commission jurisdiction (darker shades indicate jurisdiction beyond investor-owned utilities).

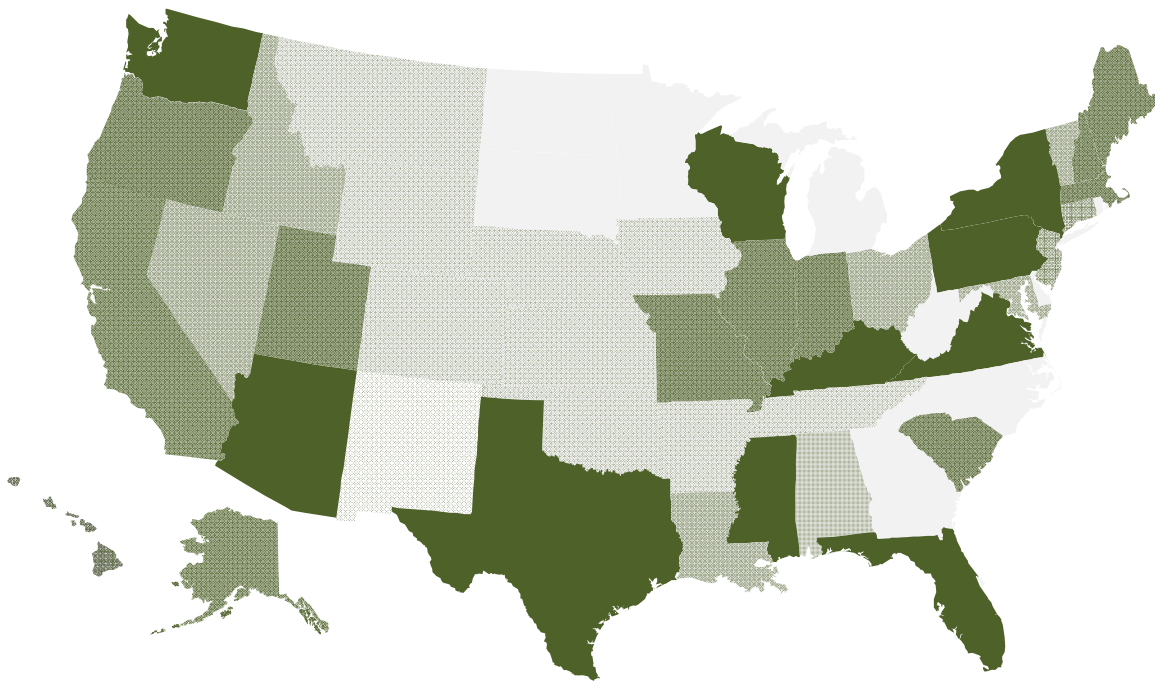


Exhibit 9. Commission regulated water utilities (darker shades indicate more utilities).