

US Power, Utilities, & Renewables

The Competitive Landscape

Julien Dumoulin-Smith

Analyst

Tel: +1 212 713 9848

Julien.Dumoulin-Smith@ubs.com



This report has been prepared by UBS Securities LLC.

ANALYST CERTIFICATION AND REQUIRED DISCLOSURES BEGIN ON SLIDE 26

UBS does and seeks to do business with companies covered in its research reports. As a result, investors should be aware that the firm may have a conflict of interest that could affect the objectivity of this report. Investors should consider this report as only a single factor in making their investment decision.

Opportunities in the New landscape

- **We see utilities as still reasonably well positioned**

- Boston conference datapoints = largely constructive
- Distribution focus is succeeding in most regions
 - Focus is on improving grid reliability... despite lack of new supply
 - AMI is the real 'new' focus along with smart grid.. Expect more to come?
- Wind deployments are accelerating.. How do we justify new supply without demand growth?
 - Revisions remain negative, pointing to more flattish prospect.. But who cares?

- **Power: Still in the Doldrums**

- We see continued pressures at least through 1H with weak prints
- Can gas prices improve with increasing production? Seeing a concern in West Texas
- Weak consumption limits translation back to East off weak 1H16 comps
- Retirements could be the silver lining to prospects

- **Renewables**

- YieldCos becoming more mainstream.. Still positive on strategic actions
- Solar companies themselves remain challenged because of increasing competition and lack of re-acceleration back in the US.
- Wind developer plays remain among the most constructive dynamics across whole sector

Renewables: Wind Quite Intact

We're Really Not Concerned Here

- C&I: Lots of bilateral deals being struck
 - The bulk of the backlog for EDPR, AGR, etc
 - This is outside of traditional Utility procurement
- PPAs from Utilities: Pushing the Utility Ownership model
 - This is the key focus for the likes of NEE and others
 - How much can they share and will Build and Transfer become a bigger piece?
- Repowering Datapoints coming in Strong from GE & others
 - Waiting to see where the trend is in implementation
 - Lots of different configurations on how to do this
 - Could benefit the YieldCo sector too...

Renewables: Solar Prospects Still Slowing

Could we still see a slip into 2018 off 2017? Quite Possibly

- We could see Utility-scale projects continue to slip as 2017 still benefits from the 2016 halo benefits
- Solar on Utility-Scale = PPAs have dwindled
 - Lot more focus on Utility-scale ownership model
 - Very competitive landscape because of limited barriers to entry
- Upside surprise is PURPA
 - Focus on how these are implemented on a state level basis
- C&I Prospects = This really would be the secret sauce to success
 - Have seen this hold up the wider wind market
- Global Demand = Always Exceeding Expectations
 - China is the real reason.. Offsetting global trend as they accelerate meaningfully beyond their 5-year targets (110GWs)

Slowing Demand Growth

- **This has been at the center of recent concerns**
 - We note ISO's are revising down their loads
- **Metered demand is growing even slower**
 - Netting out resi solar growth has been a further focus
 - New England, New York, and PJM
- **Utility Projections in IRPs**
 - At risk before commissions
 - Little to negative growth appears to drive limited incremental generation
 - Expect negative updates to overall supply procurement plans
- **Offset in part by renewables procurement activity**
 - To what extent can utilities accelerate to meet RPS targets or otherwise improve cost structure relative to coal plants?
- **Gas development could meaningfully slow off current levels to a trickle**
 - The future is about peaking capacity rather than energy
 - We view CTs and Internal Combustion Engines as more competitive
 - Larger CCGT units are less attractive

What's all the Talk? **Nuclear.**

Many investors are focused on prospects for these subsidies to play out

- Many are focused on arguing the economics
 - Are plants in NJ and OH really cash flow negative? Marginally, if including all allocated costs
 - Doesn't matter because FES has real cash flow problems soon... what will happen?
 - Jobs are the focus rather than carbon at this point, to be clear
 - Removal of CPP actually was impediment in Illinois passage
- Just how pervasive? Restructured markets will all see an effort
 - PA is next after efforts in CT and OH this year
 - NJ is clearly a potential in 2018 as well
- FERC level focus with technical conference
 - Multiple directions this could lead

Corporate Tax Reform

How it's done matters a lot to Utilities and Renewables Alike...

- Waning Expectations across the Utilities Sector
 - Still remains a key piece of concern
 - Will Border Adjustability Happen and Interest Deductibility?
- Recall that Lower Corporate Taxes = Hurts Most Utilities
 - Only parent expense isn't recoverable
 - Widens the gap of unrecoverable parent expenses
 - Benefits passed through to consumers.. How much benefit and how recovered exactly?
- Tax Equity availability
 - Not just tied to US corporate tax rates but financial sector health overall
 - Will we see expanding eligible set of funders
 - EDPR points to improving tax equity availability

Distribution Capex: *Can it Just Keep Coming?* AVA & WA

- **Is there an end of the road on distribution capital spending?**
 - Can utilities continue to spend on distribution or to what extent do they need an explicit mandate?
- **Rate inflation limitations highlighted as well**
 - Without real sales growth, much of this is reflected in the form of consumer inflation
 - De-facto industry assumption is to see no more than CPI
- **Rate case fatigue as well?**
 - With 9 consecutive cases having been executed, is there a limit to Staff and Commission acceptance?
- **Attrition rates... what are the limits on forward looking elements?**
 - How much is legally defensible?
 - Define what are known and knowable future adjustments...

Transmission: FERC Tells Cautionary Tale

- **Many investors continue to appreciate FERC risk profile**
 - Opportunity to benefit from CWIP and stable earnings (can consistently earn this ROE for most)
- **Returns on Equity have come down**
 - Predictability in determining ROE is actually appreciated
 - ... Even if it doesn't make logical 'sense' in how the formula has evolved through process
 - Lower Growth in Utilities = Lower ROEs for transmission
 - *No limitation to 206 Complaint filings... Will we just see more until dividend yields top out?*
- **But what about FERC 1000? This is too complicated and costly**
 - Attempt to apply incentives has failed to a large extent
 - Too expensive for limited payoff in terms of aggregate projects
 - Few utilities want to see their projects up for bids... maintain opportunity themselves
- **Have seen over-build of transmission**
 - Negative demand growth assumptions have compounding effect through 5- and 10-year planning
 - **Using 'up' this latitude with new wind growth... hence disconnect between wind + transmission...Offsets concerns on saturation of wind build.**

Smart Meters: AMI Deployment Going National

- **This is clearly the new trend among utilities? FOCUS IS ON RELIABILITY OF THE GRID.**
 - Focus on smaller scale opportunities for distribution spend as Transmission slows down
 - This is a readily deployable program on the timeframe for utilities to backstop slowing spend elsewhere
 - Last time we saw this kind of a step-up in spend was with the out of the 2009-era ARRA funding
 - **50% deployed nationally ... and counting.**
- **What is the focus? SAIDI and CAIDI Statistics**
 - Improving *Reliability* stats is a clear focus for utilities on delivering improving value to customers
 - Much of the image of utilities tied to just how perceived in reliability
- **Why do it?**
 - Mostly around limiting metering reading
- **Where is deployment spread? Far and wide**
 - We see deployment trending both in urban areas as well as rural areas
 - More costly in rural areas, but prevents costly truck rolls to more distant areas
 - Point to Point networking doesn't require a consistent cell service message
- **Issue to focus on are customer disconnects**
 - Makes it easier to customers to be disconnected.. This has been a trend in California between higher bills and smart meters

Smart Grid: Think Communications Overlay

- **Smart Grids are *different than* Smart Meters**
 - Focus is on enabling utilities to know where outages are
 - Can they self-heal once identified
 - Prevents difficulties in finding outages, physically
- **This is a parallel process to Smart Meters**
 - Seeing efforts on the grid to upgrade communication infrastructure *alongside* the smart meters
- **Focus here stretches across both T&D**
 - Efforts are to improve information on system metrics and outage duration
 - Not just about finding outages, but maximizing system performance as well

Cyber Security: Next Frontier of Capex

- **Focus in a new world on the possibilities to defend**
 - Lots that could be done, it's just about where to put an end to it
 - Limited framework and visibility on the capex and operational implementation of such standards
 - How much visibility will commissions get?
- **Physical Security: Just where do you draw the line?**
 - Lots that could be done, it's just about where to put an end to it
 - Not a *new* problem per se given physical exposure always existed on the grid
 - Rather, it's more of a problem now given the *dependence* on this capex spend
- **Hardening to EMP Standards is also a focus**
 - We note recent standards from White House on January 19th

Technology Improvements Are More Pervasive: Gas

- **It's Not Just Renewables...**

- CCGT cost has come down materially in recent years
- Largely on account of building bigger machines... who needs 900 MWs
- Costs are down to \$900/kW for greenfield in PJM
 - Even less for ERCOT

- **Are we at the top of the CCGT Cycle?**

- We see concern that Greenfield puts a limit to the inflation in CCGT value
- The question is just how much of a delta in pricing is possible between the \$900/kW for undepreciated asset and then \$700-800/kW for legacy assets
- We see the cap as being higher in more costly markets like New England
- The comp was CCGT before... going back to being a CT

- **Are we going to still see more new build?**

- Yes, clearly in PJM.... More coming this year and next year is under way too
- Stopping the cycle in New England and New York

Clean Energy Moves to States

- **Policies have been and will remain dictated at the state level**
 - States will act to adopt their own new RPS (Maryland for instance & Ohio unfreeze)
 - Other states could follow with their own efforts...
- **Will the Northeast and PJM get their acts together?**
 - Execution in New York will be critical as REC program design will be closely watched
 - Just how high of a price for 20-year REC will be necessary given energy market hedging limitations
 - Mass deferred procurement from 2016... will 2017 be the big year?
 - Are Firm renewables from Canada the 'Alternative' to gas pipeline limitations
- **Will new carbon programs follow?**
 - Will Washington state see through its carbon program... how will this be designed?
 - More Cap and Trade (NJ in post-Christie administration?)
- **Enforcing Clean Power Plan**
 - Expect litigation of any effort to implement more 'efficiency' oriented measure
- **Net Metering**
 - Will we see more of a pushback on these policies? Likely
 - Question is just how fast will it proliferate to new states like Texas and Pennsylvania?

After the Clean Power Plan

- **CPP = Now What?**

- Next steps should be articulated soon

- **Watering CPP down could be more palatable**

- Phase 1 and stop? Energy Efficiency is the focus
- How do they set this standard for even 'Block 1' of the CPP program could be detrimental to the coal portfolio
- To what extent will this administration seal the fate of interpreting compliance with the 'Endangerment Finding' to employ a narrow reading of rules?

- **EPA: Focus is on avoiding any deals to retire coal plants**

- This leaves a greater place for the third-party advocates to negotiate their deals

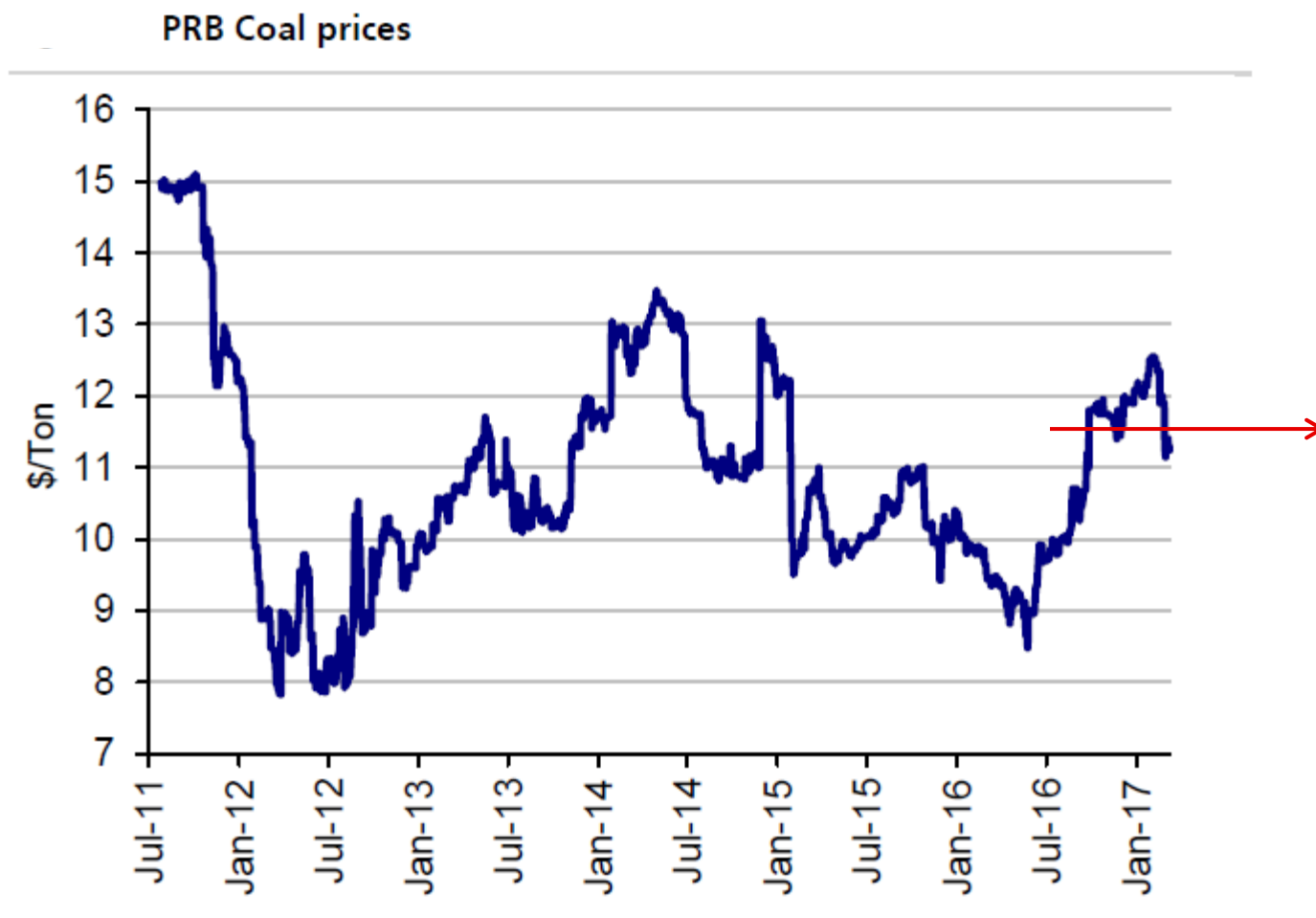
- **We still see BART in Texas**

- Multiple avenues arrive at the same outcome in this state
- Still expecting retirements to materialize given weak economics

Just How Sustainable is the Rally in Coal?

See an argument for robust 1Q , but then what?

- We see pressure on coal returning with risk of retirements in 2H
 - Exactly those plants that are peripheral and driving the rally are most at risk!



Source: FactSet

Expecting Retirements Still... Both PJM & ERCOT

We're Looking for ERCOT related retirements without capacity compensation...

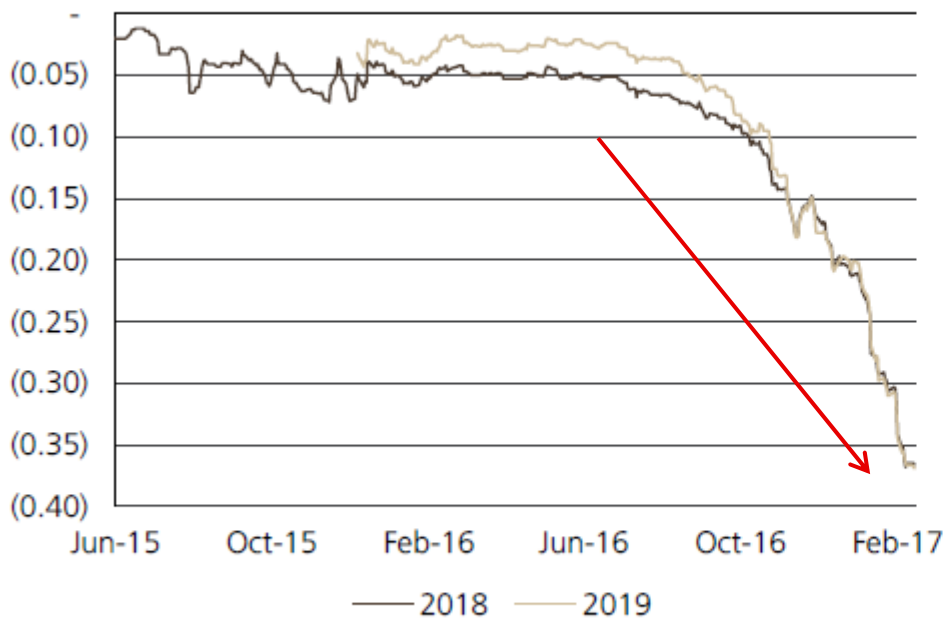
- We note ongoing portfolio rationalization at both VSTE and NRG have been announced.
 - Limited palatability for negative FCF assets
 - Need to do this in the most palatable way to avoid too much pushback from ERCOT, etc
- Uncleared capacity in PJM is still a big focus too
 - 18GW uncleared in the last '19/'20 auction... How much of that is coal + nuclear?

Increase in Gas Production = Concerning

Can West Texas gas impact the ERCOT Market? Possibly.

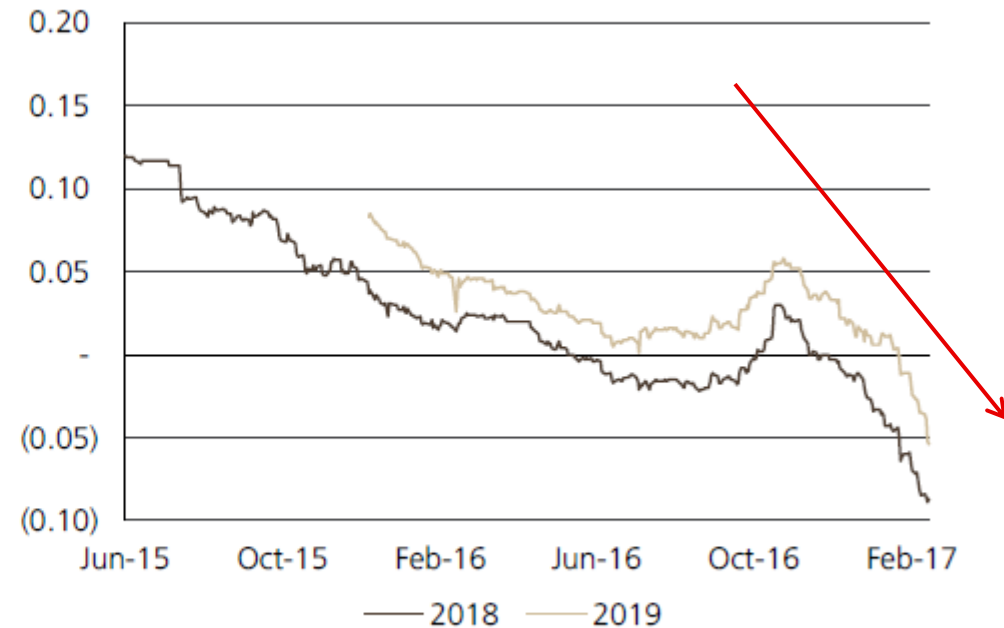
- WAHA = West Texas
- Associated Gas Production with Oil is key to watch.. Will trend up materially.
 - Watch what happens with the Alpine High production field in particular

WAHA Hub – Henry Hub basis (\$/MMBTU)



Source: Platts

Houston Hub – Henry Hub basis (\$/MMBTU)



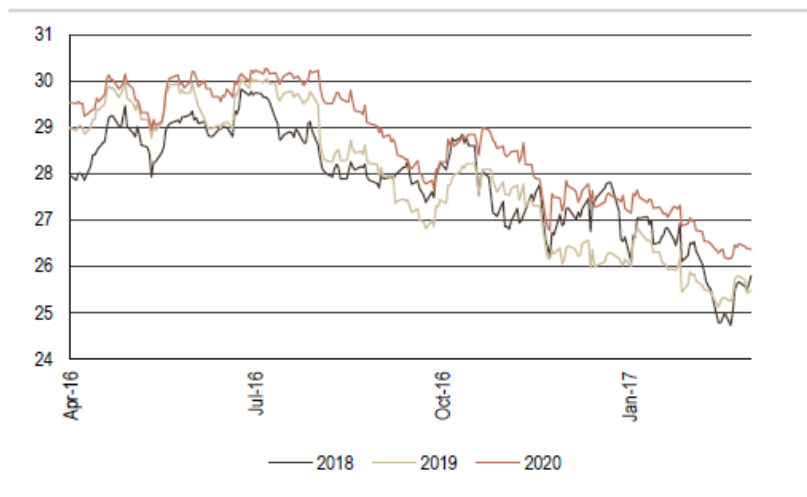
Source: Platts

Impact of Cheaper Gas Unclear on Power Prospects

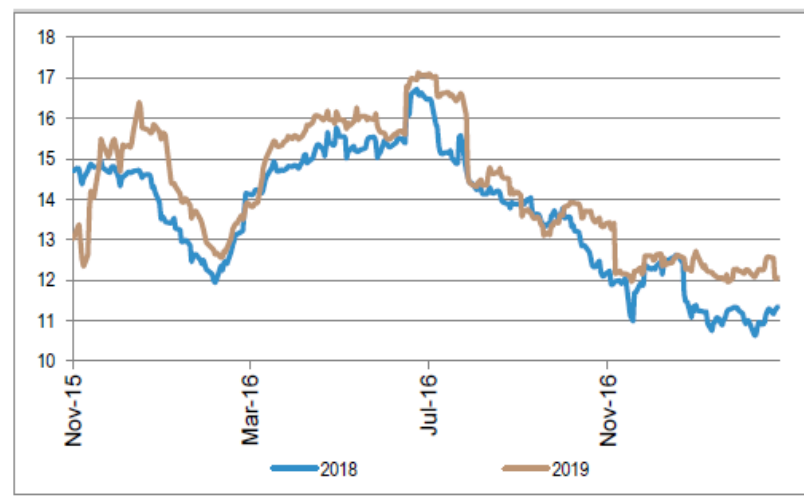
ERCOT Power Prices Haven't Necessarily Reacted

- We see ERCOT prices as under pressure, but not necessarily as much as the basis shift would otherwise suggest?

ERCOT - N ATC Power Prices (\$/MWh)



: ERCOT-N Spark Spreads @ 7.2 HR (\$/MWh) – Houston Ship Channel basis

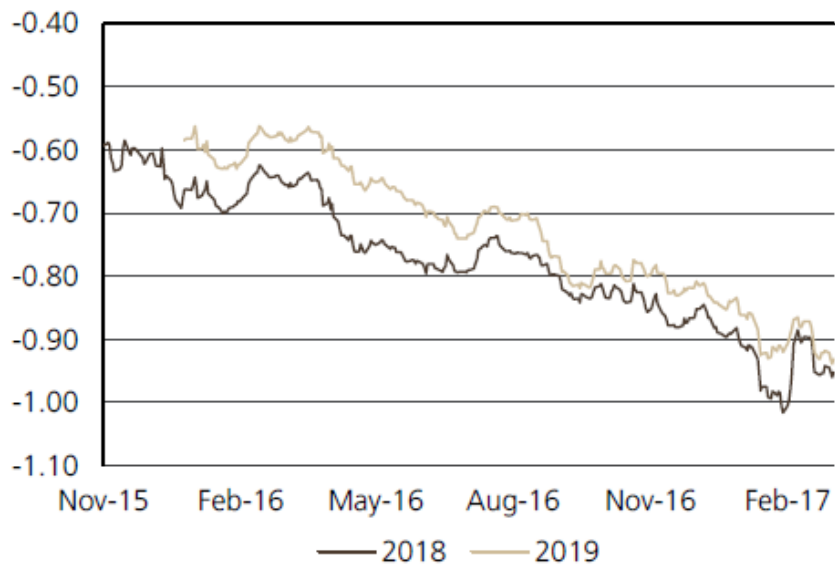


California's Easing Consumption of Gas

We're seeing hydro conditions reduce consumption for now...

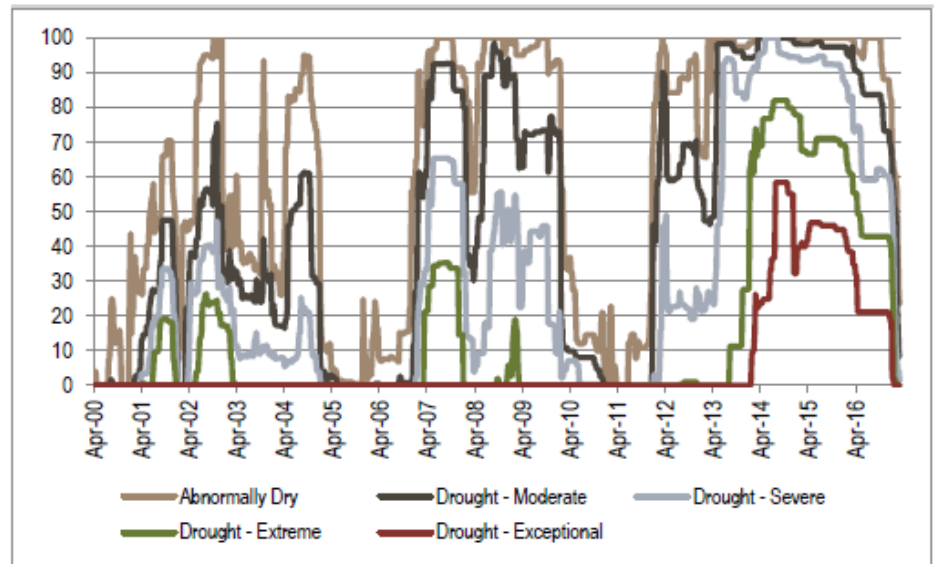
- This is not structural but a cyclical shift away from gas
 - The Drought is over... fast....

SoCal Hub – Henry Hub basis (\$/MMBTU)



Source: Platts

CA Drought Monitor



Source: Platts

Green Tariffs: Another Nascent Trend in Renewables

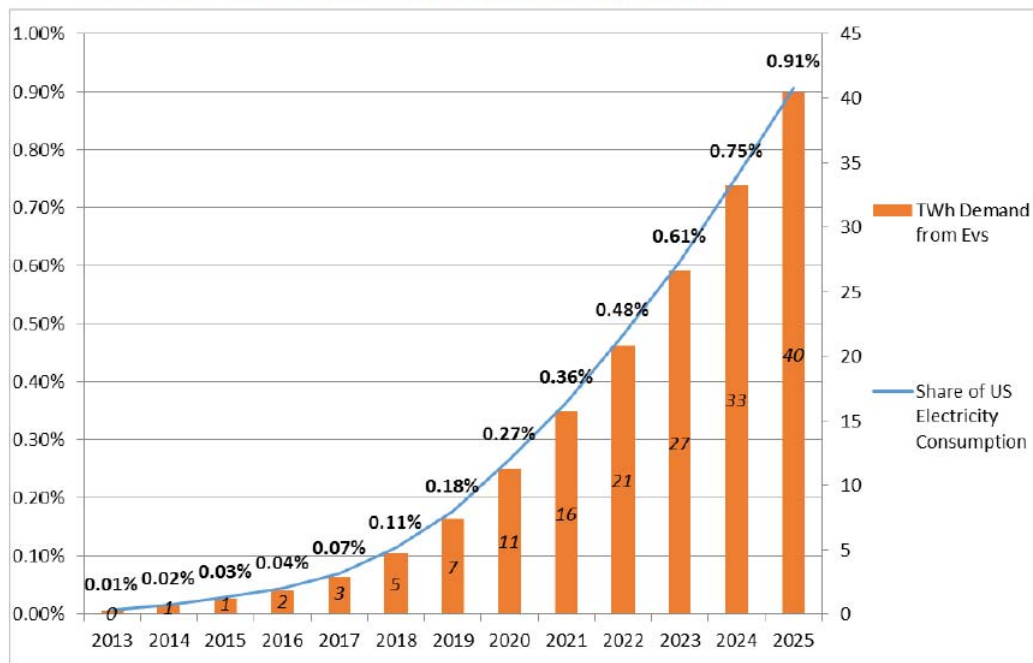
- **What if customers are asking for it 'by name'?**
 - Customers are increasingly asking for options for wind/solar or simply 100% Green Products
- **Cautious example in Nevada with Switch**
 - Has effectively re-opened the conversation on 'Choice' in the state...
 - Direct Access *had been* off the table.. Until now
 - Utility did not offer formal or adhoc tariff
- **What will the tariff be without incurring costs to consumers?**
 - Appealing source of ratebase growth in the sector left without obvious trends
 - Is this ad-hoc or an ongoing tariff... and if a tariff.. How do you ensure no subsidies from rest?
- **Contract duration is the principle issue**
 - How do you ensure offtakers of projects will stick around for ~20-years to amortize the costs?
 - What about credit risks of higher bills... similar to existing utility concerns
- **Examples... See negotiations happening everywhere**
 - Utilities keen to attract and keep these opportunities
 - CMS is negotiating with Switch now to come to Michigan with a green contract... *totally different experience.*
 - Tax considerations are critical... follow the example of Dominion/VEPCO, where are able to structure it as a Utility PPA such that can be competitive vs. PPAs from independents

Electric Vehicles: What are the Prospects?

Demand Growth Will be Slow to Start....

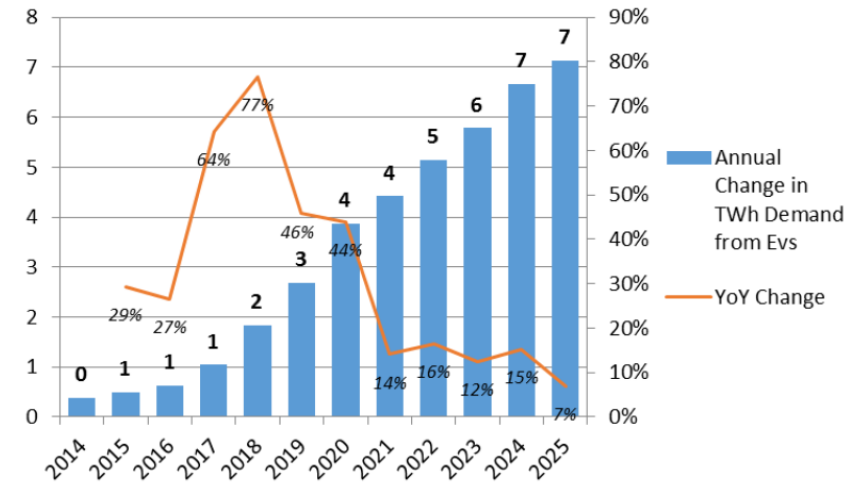
- It's going to be small even in California for a while.... Urban markets remain focus
- PG&E would be **~0.4%/yr** if readily achieve the 1.5 Mn adoption rate across CA by 2025

PEV Share of Total US Electricity Consumption (Cumulative)



Source: Cairn ERA

Annual Change in TWh Demand From EVs and Corresponding YoY % Change



Source: Cairn ERA

Will Renewables Need the Subsidies?

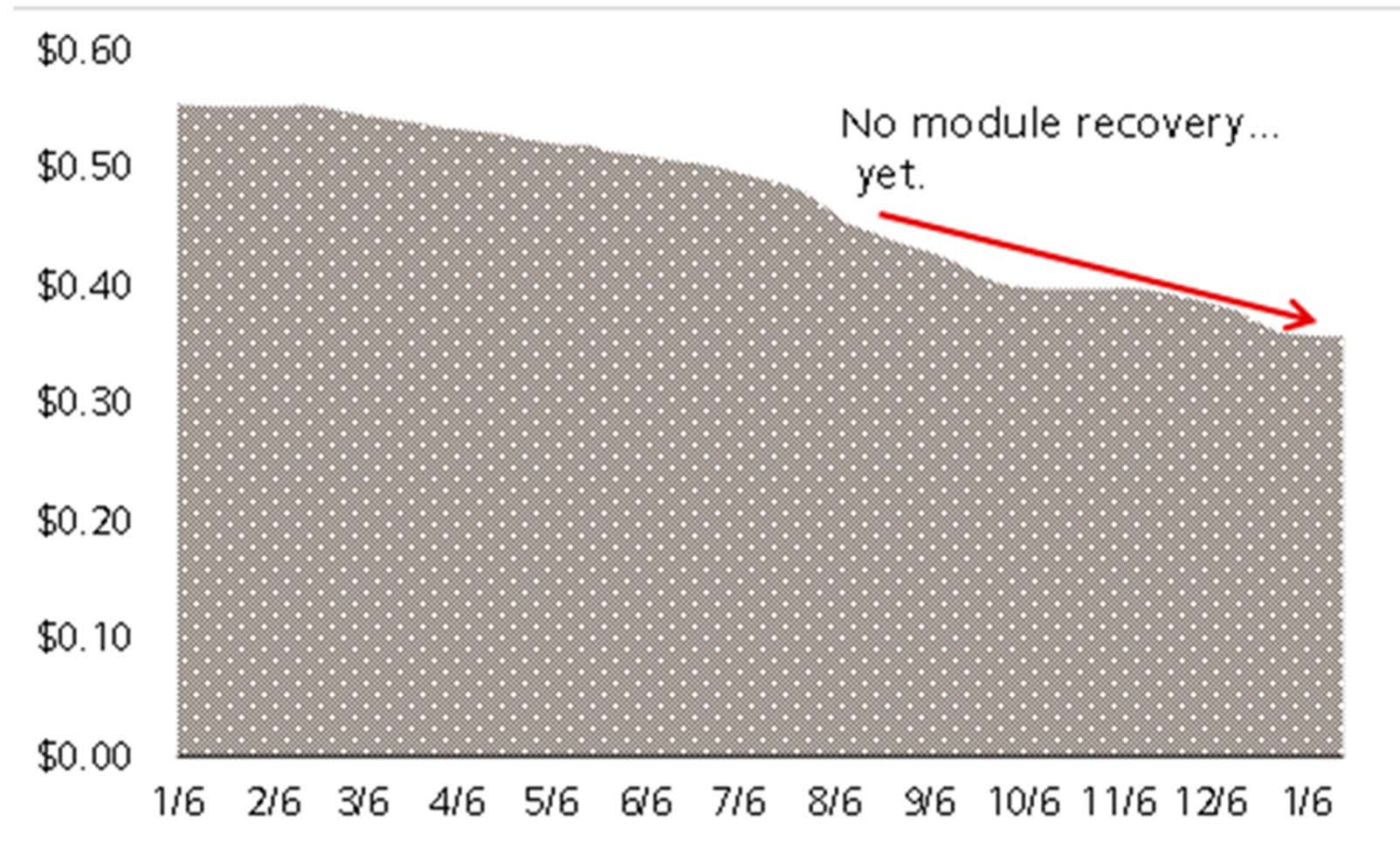
This is really the emerging question in 2020's

- What are deployment prospects without an extension of PTC & ITC?
 - NEE anticipates 2-3c/KWh for wind and 3-4c/KWh for solar
- Cost Declines still materializing
 - Sector could well see a further step-change
- Datapoints on both Modules and BOS are encouraging
 - Panels headed for \$0.20's/W... Just a matter of when this becomes widespread
 - We already saw that for 2017 on the lower end of pricing
 - Just how structural is the uptick in Chinese demand?

Modules: Can They Follow The Same Trend?

However, no recovery in module pricing yet

Figure : Aggregate Multi Module Pricing (\$/w)



Source: [PVinsights](#)

Are Renewables Under Threat? Bottom Line, No.

- **Limited direct impact: Jobs are at stake**

- ITC/PTC not at real risk
 - But 10% ITC could come out in tax negotiations
- Wind lobby is strong, with notable Republican leaders (Chuck Grassley)
 - Wind is the newest 'cash crop' in the midwest
- What's the incentive to pass an early ITC repeal?

- **LCOE = Still Better than Gas on New Build**

- Most places this remains for much of far West and Midwest (solar & wind respectively)
- Focus is on capacity backstop increasingly.. What are the limits to penetration? Far off?

- **Unsubsidized Wind at \$0.02-0.03, and Solar at \$0.03-0.04**

- Achievable by early 2020 (NEE agrees)
- Can be below marginal operating/energy cost of existing plants
 - "Steel for fuel"

Summary

What are we saying exactly?

- Renewable Prices Trending Lower
 - Much faster than anyone anticipated... Could still slid hard into 2019
 - Above-expected demand supports pricing for now... at least until mid-2017 tariff cut in China
 - Both modules and Balance of System trending lower
- Utilities able to accelerate growth prospects
 - Distribution: If you haven't announced AMI yet, this presents upside to capex figures
 - Just how far can they take this theme on Smart grid?
 - Recovery of these investments is key given limited AFUDC accrual potential
- Power
 - Retirements are a focus... just when & where?
 - Nuclear: we think these deals come through.. A bit more cautious for sector overall
 - Without CPP still see some portfolio shift in EPA regs

Valuation Method and Risk Statement

Risks for Utilities and Independent Power Producers (IPPs) primarily relate to volatile commodity prices for power, natural gas, and coal. Risks to IPPs also stem from load variability, and operational risk in running these facilities. Rising coal and, to a certain extent, uranium prices could pressure margins as the fuel hedges roll off Competitive Integrations. Further, IPPs face declining revenues as in the money power and gas hedges roll off. Other non-regulated risks include weather and for some, foreign currency risk, which again must be diligently accounted in the company's risk management operations. Major external factors, which affect our valuation, are environmental risks. Environmental capex could escalate if stricter emission standards are implemented. We believe a nuclear accident or a change in the Nuclear Regulatory Commission/Environment Protection Agency regulations could have a negative impact on our estimates.

Risks for regulated utilities include the uncertainty around the composition of state regulatory Commissions, adverse regulatory changes, unfavorable weather conditions, variance from normal population growth, and changes in customer mix. Changes in macroeconomic factors will affect customer additions/subtractions and usage patterns.

Solar sector risks include: 1) Solar panel and other input pricing is subject to ongoing price deflation, which affects economics of downstream projects and margins of upstream producers. 2) Government incentives being added or removed have had a disproportionate effect on demand in the past, and may continue to do so. 3) Reliance on power purchase agreements in electricity markets could make future contracts more difficult to sign. 4) Solar power is directly competing with other traditional generators as well as other renewables like wind, which creates uncertainty as wholesale power markets shift. 5) Headline risk and policy risk continue to shift economics in countries as trade policies and changes to other key policies affect solar economics

Analyst Certification

Each research analyst primarily responsible for the content of this research report, in whole or in part, certifies that with respect to each security or issuer that the analyst covered in this report: (1) all of the views expressed accurately reflect his or her personal views about those securities or issuers and were prepared in an independent manner, including with respect to UBS, and (2) no part of his or her compensation was, is, or will be, directly or indirectly, related to the specific recommendations or views expressed by that research analyst in the research report.

Required Disclosures

This report has been prepared by UBS Securities LLC, an affiliate of UBS AG. UBS AG, its subsidiaries, branches and affiliates are referred to herein as UBS.

For information on the ways in which UBS manages conflicts and maintains independence of its research product; historical performance information; and certain additional disclosures concerning UBS research recommendations, please visit www.ubs.com/disclosures. The figures contained in performance charts refer to the past; past performance is not a reliable indicator of future results. Additional information will be made available upon request. UBS Securities Co. Limited is licensed to conduct securities investment consultancy businesses by the China Securities Regulatory Commission. UBS acts or may act as principal in the debt securities (or in related derivatives) that may be the subject of this report. This recommendation was finalized on: 15 March 2017 3:42 PM GMT.

Analyst Certification: Each research analyst primarily responsible for the content of this research report, in whole or in part, certifies that with respect to each security or issuer that the analyst covered in this report: (1) all of the views expressed accurately reflect his or her personal views about those securities or issuers and were prepared in an independent manner, including with respect to UBS, and (2) no part of his or her compensation was, is, or will be, directly or indirectly, related to the specific recommendations or views expressed by that research analyst in the research report.

UBS Investment Research: Global Equity Rating Definitions

12-Month Rating	Definition	Coverage ¹	IB Services ²
Buy	FSR is > 6% above the MRA.	45%	29%
Neutral	FSR is between -6% and 6% of the MRA.	39%	27%
Sell	FSR is > 6% below the MRA.	15%	16%
Short-Term Rating	Definition	Coverage ³	IB Services ⁴
Buy	Stock price expected to rise within three months from the time the rating was assigned because of a specific catalyst or event.	<1%	<1%
Sell	Stock price expected to fall within three months from the time the rating was assigned because of a specific catalyst or event.	<1%	<1%

Source: UBS. Rating allocations are as of 31 December 2016.

1:Percentage of companies under coverage globally within the 12-month rating category.

2:Percentage of companies within the 12-month rating category for which investment banking (IB) services were provided within the past 12 months.

3:Percentage of companies under coverage globally within the Short-Term rating category.

4:Percentage of companies within the Short-Term rating category for which investment banking (IB) services were provided within the past 12 months.

Required Disclosures (continued)

KEY DEFINITIONS: **Forecast Stock Return (FSR)** is defined as expected percentage price appreciation plus gross dividend yield over the next 12 months. **Market Return Assumption (MRA)** is defined as the one-year local market interest rate plus 5% (a proxy for, and not a forecast of, the equity risk premium). **Under Review (UR)** Stocks may be flagged as UR by the analyst, indicating that the stock's price target and/or rating are subject to possible change in the near term, usually in response to an event that may affect the investment case or valuation. **Short-Term Ratings** reflect the expected near-term (up to three months) performance of the stock and do not reflect any change in the fundamental view or investment case. **Equity Price Targets** have an investment horizon of 12 months.

EXCEPTIONS AND SPECIAL CASES: UK and European Investment Fund ratings and definitions are: **Buy:** Positive on factors such as structure, management, performance record, discount; **Neutral:** Neutral on factors such as structure, management, performance record, discount; **Sell:** Negative on factors such as structure, management, performance record, discount. **Core Banding Exceptions (CBE):** Exceptions to the standard +/-6% bands may be granted by the Investment Review Committee (IRC). Factors considered by the IRC include the stock's volatility and the credit spread of the respective company's debt. As a result, stocks deemed to be very high or low risk may be subject to higher or lower bands as they relate to the rating. When such exceptions apply, they will be identified in the Company Disclosures table in the relevant research piece.

Research analysts contributing to this report who are employed by any non-US affiliate of UBS Securities LLC are not registered/qualified as research analysts with FINRA. Such analysts may not be associated persons of UBS Securities LLC and therefore are not subject to the FINRA restrictions on communications with a subject company, public appearances, and trading securities held by a research analyst account. The name of each affiliate and analyst employed by that affiliate contributing to this report, if any, follows.

UBS Securities LLC: Julien Dumoulin-Smith; Jerimiah Booram, CFA; Mark Piorkowski, CPA.

Global Disclaimer

This document has been prepared by UBS Securities LLC, an affiliate of UBS AG. UBS AG, its subsidiaries, branches and affiliates are referred to herein as UBS.

Global Research is provided to our clients through UBS Neo and, in certain instances, UBS.com (each a "System"). It may also be made available through third party vendors and distributed by UBS and/or third parties via e-mail or alternative electronic means. The level and types of services provided by Global Research to a client may vary depending upon various factors such as a client's individual preferences as to the frequency and manner of receiving communications, a client's risk profile and investment focus and perspective (e.g., market wide, sector specific, long-term, short-term, etc.), the size and scope of the overall client relationship with UBS and legal and regulatory constraints.

All Global Research is available on UBS Neo. Please contact your UBS sales representative if you wish to discuss your access to UBS Neo.

When you receive Global Research through a System, your access and/or use of such Global Research is subject to this Global Research Disclaimer and to the terms of use governing the applicable System.

When you receive Global Research via a third party vendor, e-mail or other electronic means, your use shall be subject to this Global Research Disclaimer and to UBS's Terms of Use/Disclaimer (<http://www.ubs.com/global/en/legalinfo2/disclaimer.html>). By accessing and/or using Global Research in this manner, you are indicating that you have read and agree to be bound by our Terms of Use/Disclaimer. In addition, you consent to UBS processing your personal data and using cookies in accordance with our Privacy Statement (<http://www.ubs.com/global/en/legalinfo2/privacy.html>) and cookie notice (<http://www.ubs.com/global/en/homepage/cookies/cookie-management.html>).

If you receive Global Research, whether through a System or by any other means, you agree that you shall not copy, revise, amend, create a derivative work, transfer to any third party, or in any way commercially exploit any UBS research provided via Global Research or otherwise, and that you shall not extract data from any research or estimates provided to you via Global Research or otherwise, without the prior written consent of UBS.

This document is for distribution only as may be permitted by law. It is not directed to, or intended for distribution to or use by, any person or entity who is a citizen or resident of or located in any locality, state, country or other jurisdiction where such distribution, publication, availability or use would be contrary to law or regulation or would subject UBS to any registration or licensing requirement within such jurisdiction. It is published solely for information purposes; it is not an advertisement nor is it a solicitation or an offer to buy or sell any financial instruments or to participate in any particular trading strategy. No representation or warranty, either expressed or implied, is provided in relation to the accuracy, completeness or reliability of the information contained in this document ("the Information"), except with respect to Information concerning UBS. The Information is not intended to be a complete statement or summary of the securities, markets or developments referred to in the document. UBS does not undertake to update or keep current the Information. Any opinions expressed in this document may change without notice and may differ or be contrary to opinions expressed by other business areas or groups of UBS. Any statements contained in this report attributed to a third party represent UBS's interpretation of the data, information and/or opinions provided by that third party either publicly or through a subscription service, and such use and interpretation have not been reviewed by the third party.

Nothing in this document constitutes a representation that any investment strategy or recommendation is suitable or appropriate to an investor's individual circumstances or otherwise constitutes a personal recommendation. Investments involve risks, and investors should exercise prudence and their own judgement in making their investment decisions. The financial instruments described in the document may not be eligible for sale in all jurisdictions or to certain categories of investors. Options, derivative products and futures are not suitable for all investors, and trading in these instruments is considered risky. Mortgage and asset-backed securities may involve a high degree of risk and may be highly volatile in response to fluctuations in interest rates or other market conditions. Foreign currency rates of exchange may adversely affect the value, price or income of any security or related instrument referred to in the document. For investment advice, trade execution or other enquiries, clients should contact their local sales representative.

The value of any investment or income may go down as well as up, and investors may not get back the full (or any) amount invested. Past performance is not necessarily a guide to future performance. Neither UBS nor any of its directors, employees or agents accepts any liability for any loss (including investment loss) or damage arising out of the use of all or any of the Information.

Any prices stated in this document are for information purposes only and do not represent valuations for individual securities or other financial instruments. There is no representation that any transaction can or could have been effected at those prices, and any prices do not necessarily reflect UBS's internal books and records or theoretical model-based valuations and may be based on certain assumptions. Different assumptions by UBS or any other source may yield substantially different results.

This document and the Information are produced by UBS as part of its research function and are provided to you solely for general background information. UBS has no regard to the specific investment objectives, financial situation or particular needs of any specific recipient. In no circumstances may this document or any of the Information be used for any of the following purposes:

- (i) valuation or accounting purposes;
- (ii) to determine the amounts due or payable, the price or the value of any financial instrument or financial contract; or
- (iii) to measure the performance of any financial instrument.

By receiving this document and the Information you will be deemed to represent and warrant to UBS that you will not use this document or any of the Information for any of the above purposes or otherwise rely upon this document or any of the Information.

UBS has policies and procedures, which include, without limitation, independence policies and permanent information barriers, that are intended, and upon which UBS relies, to manage potential conflicts of interest and control the flow of information within divisions of UBS and among its subsidiaries, branches and affiliates. For further information on the ways in which UBS manages conflicts and maintains independence of its research products, historical performance information and certain additional disclosures concerning UBS research recommendations, please visit www.ubs.com/disclosures.

Research will initiate, update and cease coverage solely at the discretion of UBS Investment Bank Research Management, which will also have sole discretion on the timing and frequency of any published research product. The analysis contained in this document is based on numerous assumptions. All material information in relation to published research reports, such as valuation methodology, risk statements, underlying assumptions (including sensitivity analysis of those assumptions), ratings history etc. as required by the Market Abuse Regulation, can be found on NEO. Different assumptions could result in materially different results.

The analyst(s) responsible for the preparation of this document may interact with trading desk personnel, sales personnel and other parties for the purpose of gathering, applying and interpreting market information. UBS relies on information barriers to control the flow of information contained in one or more areas within UBS into other areas, units, groups or affiliates of UBS. The compensation of the analyst who prepared this document is determined exclusively by research management and senior management (not including investment banking). Analyst compensation is not based on investment banking revenues; however, compensation may relate to the revenues of UBS Investment Bank as a whole, of which investment banking, sales and trading are a part, and UBS's subsidiaries, branches and affiliates as a whole.

For financial instruments admitted to trading on an EU regulated market: UBS AG, its affiliates or subsidiaries (excluding UBS Securities LLC) acts as a market maker or liquidity provider (in accordance with the interpretation of these terms in the UK) in the financial instruments of the issuer save that where the activity of liquidity provider is carried out in accordance with the definition given to it by the laws and regulations of any other EU jurisdictions, such information is separately disclosed in this document. For financial instruments admitted to trading on a non-EU regulated market: UBS may act as a market maker save that where this activity is carried out in the US in accordance with the definition given to it by the relevant laws and regulations, such activity will be specifically disclosed in this document. UBS may have issued a warrant the value of which is based on one or more of the financial instruments referred to in the document. UBS and its affiliates and employees may have long or short positions, trade as principal and buy and sell in instruments or derivatives identified herein; such transactions or positions may be inconsistent with the opinions expressed in this document.

United Kingdom and the rest of Europe: Except as otherwise specified herein, this material is distributed by UBS Limited to persons who are eligible counterparties or professional clients. UBS Limited is authorised by the Prudential Regulation Authority and regulated by the Financial Conduct Authority and the Prudential Regulation Authority. **France:** Prepared by UBS Limited and distributed by UBS Limited and UBS Securities France S.A. UBS Securities France S.A. is regulated by the ACPR (Autorité de Contrôle Prudentiel et de Résolution) and the Autorité des Marchés Financiers (AMF). Where an analyst of UBS Securities France S.A. has contributed to this document, the document is also deemed to have been prepared by UBS

Global Disclaimer (continued)

Securities France S.A. **Germany:** Prepared by UBS Limited and distributed by UBS Limited and UBS Europe SE. UBS Europe SE is regulated by the Bundesanstalt für Finanzdienstleistungsaufsicht (BaFin). **Spain:** Prepared by UBS Limited and distributed by UBS Limited and UBS Securities España SV, SA. UBS Securities España SV, SA is regulated by the Comisión Nacional del Mercado de Valores (CNMV). **Turkey:** Distributed by UBS Limited. No information in this document is provided for the purpose of offering, marketing and sale by any means of any capital market instruments and services in the Republic of Turkey. Therefore, this document may not be considered as an offer made or to be made to residents of the Republic of Turkey. UBS AG is not licensed by the Turkish Capital Market Board under the provisions of the Capital Market Law (Law No. 6362). Accordingly, neither this document nor any other offering material related to the instruments/services may be utilized in connection with providing any capital market services to persons within the Republic of Turkey without the prior approval of the Capital Market Board. However, according to article 15 (d) (ii) of the Decree No. 32, there is no restriction on the purchase or sale of the securities abroad by residents of the Republic of Turkey. **Poland:** Distributed by UBS Limited (spółka z ograniczoną odpowiedzialnością) Oddział w Polsce regulated by the Polish Financial Supervision Authority. Where an analyst of UBS Limited (spółka z ograniczoną odpowiedzialnością) Oddział w Polsce has contributed to this document, the document is also deemed to have been prepared by UBS Limited (spółka z ograniczoną odpowiedzialnością) Oddział w Polsce. **Russia:** Prepared and distributed by UBS Bank (OOO). **Switzerland:** Distributed by UBS AG to persons who are institutional investors only. UBS AG is regulated by the Swiss Financial Market Supervisory Authority (FINMA). **Italy:** Prepared by UBS Limited and distributed by UBS Limited and UBS Limited, Italy Branch. Where an analyst of UBS Limited, Italy Branch has contributed to this document, the document is also deemed to have been prepared by UBS Limited, Italy Branch. **South Africa:** Distributed by UBS South Africa (Pty) Limited (Registration No. 1995/011140/07), an authorised user of the JSE and an authorised Financial Services Provider (FSP 7328). **Israel:** This material is distributed by UBS Limited. UBS Limited is authorised by the Prudential Regulation Authority and regulated by the Financial Conduct Authority and the Prudential Regulation Authority. UBS Securities Israel Ltd is a licensed Investment Marketer that is supervised by the Israel Securities Authority (ISA). UBS Limited and its affiliates incorporated outside Israel are not licensed under the Israeli Advisory Law. UBS Limited is not covered by insurance as required from a licensee under the Israeli Advisory Law. UBS may engage among others in issuance of Financial Assets or in distribution of Financial Assets of other issuers for fees or other benefits. UBS Limited and its affiliates may prefer various Financial Assets to which they have or may have Affiliation (as such term is defined under the Israeli Advisory Law). Nothing in this Material should be considered as investment advice under the Israeli Advisory Law. This Material is being issued only to and/or is directed only at persons who are Eligible Clients within the meaning of the Israeli Advisory Law, and this material must not be relied on or acted upon by any other persons. **Saudi Arabia:** This document has been issued by UBS AG (and/or any of its subsidiaries, branches or affiliates), a public company limited by shares, incorporated in Switzerland with its registered offices at Aeschenvorstadt 1, CH-4051 Basel and Bahnhofstrasse 45, CH-8001 Zurich. This publication has been approved by UBS Saudi Arabia (a subsidiary of UBS AG), a Saudi closed joint stock company incorporated in the Kingdom of Saudi Arabia under commercial register number 1010257812 having its registered office at Tatweer Towers, P.O. Box 75724, Riyadh 11588, Kingdom of Saudi Arabia. UBS Saudi Arabia is authorized and regulated by the Capital Market Authority to conduct securities business under license number 08113-37. **Dubai:** The information distributed by UBS AG Dubai Branch is intended for Professional Clients only and is not for further distribution within the United Arab Emirates. **United States:** Distributed to US persons by either UBS Securities LLC or by UBS Financial Services Inc., subsidiaries of UBS AG; or by a group, subsidiary or affiliate of UBS AG that is not registered as a US broker-dealer (a 'non-US affiliate') to major US institutional investors only. UBS Securities LLC or UBS Financial Services Inc. accepts responsibility for the content of a document prepared by another non-US affiliate when distributed to US persons by UBS Securities LLC or UBS Financial Services Inc. All transactions by a US person in the securities mentioned in this document must be effected through UBS Securities LLC or UBS Financial Services Inc., and not through a non-US affiliate. UBS Securities LLC is not acting as a municipal advisor to any municipal entity or obligated person within the meaning of Section 15B of the Securities Exchange Act (the "Municipal Advisor Rule"), and the opinions or views contained herein are not intended to be, and do not constitute, advice within the meaning of the Municipal Advisor Rule. **Canada:** Distributed by UBS Securities Canada Inc., a registered investment dealer in Canada and a Member-Canadian Investor Protection Fund, or by another affiliate of UBS AG that is registered to conduct business in Canada or is otherwise exempt from registration. **Mexico:** This report has been distributed and prepared by UBS Casa de Bolsa, S.A. de C.V., UBS Grupo Financiero, an entity that is part of UBS Grupo Financiero, S.A. de C.V. and is an affiliate of UBS AG. This document is intended for distribution to institutional or sophisticated investors only. Research reports only reflect the views of the analysts responsible for the reports. Analysts do not receive any compensation from persons or entities different from UBS Casa de Bolsa, S.A. de C.V., UBS Grupo Financiero, or different from entities belonging to the same financial group or business group of such. For Spanish translations of applicable disclosures, please see www.ubs.com/disclosures. **Brazil:** Except as otherwise specified herein, this material is prepared by UBS Brasil CCTVM S.A. to persons who are eligible investors residing in Brazil, which are considered to be: (i) financial institutions, (ii) insurance firms and investment capital companies, (iii) supplementary pension entities, (iv) entities that hold financial investments higher than R\$300,000.00 and that confirm the status of qualified investors in written, (v) investment funds, (vi) securities portfolio managers and securities consultants duly authorized by Comissão de Valores Mobiliários (CVM), regarding their own investments, and (vii) social security systems created by the Federal Government, States, and Municipalities. **Hong Kong:** Distributed by UBS Securities Asia Limited and/or UBS AG, Hong Kong Branch. **Singapore:** Distributed by UBS Securities Pte. Ltd. [MCI (P) 007/09/2016 and Co. Reg. No.: 198500648C] or UBS AG, Singapore Branch. Please contact UBS Securities Pte. Ltd., an exempt financial adviser under the Singapore Financial Advisers Act (Cap. 110); or UBS AG, Singapore Branch, an exempt financial adviser under the Singapore Financial Advisers Act (Cap. 110) and a wholesale bank licensed under the Singapore Banking Act (Cap. 19) regulated by the Monetary Authority of Singapore, in respect of any matters arising from, or in connection with, the analysis or document. The recipients of this document represent and warrant that they are accredited and institutional investors as defined in the Securities and Futures Act (Cap. 289). **Japan:** Distributed by UBS Securities Japan Co., Ltd. to professional investors (except as otherwise permitted). Where this document has been prepared by UBS Securities Japan Co., Ltd., UBS Securities Japan Co., Ltd. is the author, publisher and distributor of the document. Distributed by UBS AG, Tokyo Branch to Professional Investors (except as otherwise permitted) in relation to foreign exchange and other banking businesses when relevant. **Australia:** Clients of UBS AG: Distributed by UBS AG (Holder of Australian Financial Services License No. 231087). Clients of UBS Securities Australia Ltd: Distributed by UBS Securities Australia Ltd (Holder of Australian Financial Services License No. 231098). This Document contains general information and/or general advice only and does not constitute personal financial product advice. As such, the Information in this document has been prepared without taking into account any investor's objectives, financial situation or needs, and investors should, before acting on the Information, consider the appropriateness of the Information, having regard to their objectives, financial situation and needs. If the Information contained in this document relates to the acquisition, or potential acquisition of a particular financial product by a 'Retail' client as defined by section 761G of the Corporations Act 2001 where a Product Disclosure Statement would be required, the retail client should obtain and consider the Product Disclosure Statement relating to the product before making any decision about whether to acquire the product. The UBS Securities Australia Limited Financial Services Guide is available at: www.ubs.com/ecs-research-fsg. **New Zealand:** Distributed by UBS New Zealand Ltd. UBS New Zealand Ltd is not a registered bank in New Zealand. The information and recommendations in this publication are provided for general information purposes only. To the extent that any such information or recommendations constitute financial advice, they do not take into account any person's particular financial situation or goals. We recommend that recipients seek advice specific to their circumstances from their financial advisor. **Korea:** Distributed in Korea by UBS Securities Pte. Ltd., Seoul Branch. This document may have been edited or contributed to from time to time by affiliates of UBS Securities Pte. Ltd., Seoul Branch. **Malaysia:** This material is authorized to be distributed in Malaysia by UBS Securities Malaysia Sdn. Bhd (Capital Markets Services License No.: CMSL/A0063/2007). This material is intended for professional/institutional clients only and not for distribution to any retail clients. **India:** Distributed by UBS Securities India Private Ltd. (Corporate Identity Number U67120MH1996PTC097299) 2/F, 2 North Avenue, Maker Maxity, Bandra Kurla Complex, Bandra (East), Mumbai (India) 400051. Phone: +912261556000. It provides brokerage services bearing SEBI Registration Numbers: NSE (Capital Market Segment): INB230951431, NSE (F&O Segment) INF230951431, NSE (Currency Derivatives Segment) INE230951431, BSE (Capital Market Segment) INB010951437; merchant banking services bearing SEBI Registration Number: INM000010809 and Research Analyst services bearing SEBI Registration Number: INH000001204. UBS AG, its affiliates or subsidiaries may have debt holdings or positions in the subject Indian company/companies. Within the past 12 months, UBS AG, its affiliates or subsidiaries may have received compensation for non-investment banking securities-related services and/or non-securities services from the subject Indian company/companies. The subject company/companies may have been a client/clients of UBS AG, its affiliates or subsidiaries during the 12 months preceding the date of distribution of the research report with respect to investment banking and/or non-investment banking securities-related services and/or non-securities services. With regard to information on associates, please refer to the Annual Report at: http://www.ubs.com/global/en/about_ubs/investor_relations/annualreporting.html

The disclosures contained in research documents produced by UBS Limited shall be governed by and construed in accordance with English law.

UBS specifically prohibits the redistribution of this document in whole or in part without the written permission of UBS and UBS accepts no liability whatsoever for the actions of third parties in this respect. Images may depict objects or elements that are protected by third party copyright, trademarks and other intellectual property rights. © UBS 2017. The key symbol and UBS are among the registered and unregistered trademarks of UBS. All rights reserved.

